

Shape Flower Activity

What you'll need:



- Colored paper
- Marker or Pencil
- Scissors
- Glue


How to make:

Step 1: Make one circle on a piece of paper and cut it out


Step 2: Make five or six circles on another piece of paper and cut them out

Step 3: On another piece of paper make five squares and two triangles and cut them out


Step 4: Glue all circles and squares on a piece of paper



Step 1



Step 2



Step 3



Step 4